

Mugello Racing Weekend

Coppa Italia Turismo

Coppa Italia Turismo Free Practice 1

Classification

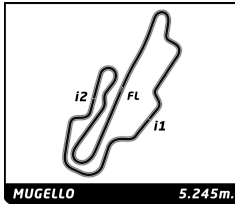
No Drivers	Team	Car	Cl.	Time	Lap Total	Gap	Kph
1 22 M. WEEGE	DULLER MOTORSPORT	BMW E46 M3 GTR	B	1:59.229	7 10	- -	158.4
2 13 D. VERROCCHIO / R. VERROCCHIO	BF MOTORSPORT	AUDI RS3 LMS TCR SQ	A	2:01.830	6 11	+2.601 +2.601	155.0
3 5 D. ERÒGE	AIKOA RACING	AUDI RS3 LMS TCR SQ	A	2:02.117	8 11	+2.888 +0.287	154.6
4333 H. DULLER	DULLER MOTORSPORT	BMW E46 M3 GTR	B	2:02.163	12 12	+2.934 +0.046	154.6
5 12 F. FEDE	TEAM CARS RACING	CUPRA TCR SQ	A	2:03.237	6 9	+4.008 +1.074	153.2
6 65 F. MIOTTO	Team Progetto E20	AUDI RS3 LMS TCR DSG	A	2:03.421	9 11	+4.192 +0.184	153.0
7 77 P. MATTERSDFORFER	DULLER MOTORSPORT	OPEL ASTRA TCR SQ	A	2:03.466	9 10	+4.237 +0.045	152.9
8 26 S. SCHAFER	DULLER MOTORSPORT	W. GOLF GTI TCR SQ	A	2:03.581	9 10	+4.352 +0.115	152.8
9 55 T. CAMLIDAG	AIKOA RACING	AUDI RS3 LMS TCR DSG	A	2:05.575	9 9	+6.346 +1.994	150.4
10 93 P. SERRATORE	SP RACING	AUDI TT	B	2:05.738	9 11	+6.509 +0.163	150.2
11 34 R. KAYA	BF MOTORSPORT	AUDI RS3 LMS TCR SQ	A	2:05.913	7 9	+6.684 +0.175	150.0
12 81 S. QUERCIOI	ABS CORSE	Seat Leon MKII	B	2:06.121	7 10	+6.892 +0.208	149.7
13 17 F. CARDONE	AIKOA RACING	AUDI RS3 LMS TCR DSG	A	2:06.193	11 11	+6.964 +0.072	149.6
14 19 M. CAPPELLA	RC MOTORSPORT	AUDI RS3 LMS TCR DSG	A	2:07.251	6 9	+8.022 +1.058	148.4
15 24 A. CIOFFI	AC RACING	Mini Cooper Jcw	A	2:07.479	9 9	+8.250 +0.228	148.1
16 7 S. GALBUSERA	TAC MOTORSPORT	LOTUS ELISE CUP	B	2:10.125	9 10	+10.896 +2.646	145.1
17 66 R. DE LUCA / C. PICCIN	MM MOTORSPORT	Honda CIVIC FK2 TCR	A	2:23.820	6 7	+24.591+13.695	131.3
18 80 G. IUORIO	ABS CORSE	Seat Leon MKII	B	2:35.503	3 4	+36.274+11.683	121.4
19 3 A. DI COSMO	TEAM CAR RACING	CUPRA TCR DSG	A				
20 11 K. KAMILOGLU	AIKOA RACING	AUDI RS3 LMS TCR SQ	A				
21 69 S. SOSTEGNI	GrassoRacingTeam	Seat Ibiza RSP	A				
22 88 D. CARMINATI	AC RACING	Mini Challenge PRO	A				
23 99 M. PIOPPI	COLVA SRL	Mini Cooper S	A				

Fastest Lap: Lap 7 Markus WEEGE **1:59.229** 158.4 Kph

Published at:

Track Status: **DRY**

Race Director: Antonio CANU	Timekeeper: Andrea RAPI
---------------------------------------	-----------------------------------



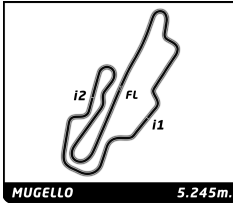
Mugello Racing Weekend

Coppa Italia Turismo

Coppa Italia Turismo Free Practice 1

Best Sector Times

Sector 1		Sector 2		Sector 3		No Team	Class	Ideal Lap	Best Lap		
No Driver	Time	No Driver	Time	No Driver	Time						
1	22 M.WEEGE	40.595	22 M.WEEGE	36.317	22 M.WEEGE	41.954	1	22 DULLER MOTORSPORT	B	1:58.866	1:59.229 (1)
2	13 D.VERROCCHIO	41.273	333 H.DULLER	37.493	5 D.ERÒGE	42.735	2	13 BF MOTORSPORT	A	2:01.661	2:01.830 (2)
3	5 D.ERÒGE	41.285	13 D.VERROCCHIO	37.609	13 D.VERROCCHIO	42.779	3	333 DULLER MOTORSPORT	B	2:01.985	2:02.163 (4)
4	333 H.DULLER	41.395	12 F.FEDE	37.728	333 H.DULLER	43.097	4	5 AIKOA RACING	A	2:02.069	2:02.117 (3)
5	26 S.SCHAFFER	41.484	77 P.MATTERSDORFER	37.982	26 S.SCHAFFER	43.101	5	12 TEAM CARS RACING	A	2:03.103	2:03.237 (5)
6	65 F.MIOTTO	41.705	65 F.MIOTTO	38.026	12 F.FEDE	43.493	6	65 Team Progetto E20	A	2:03.276	2:03.421 (6)
7	12 F.FEDE	41.882	5 D.ERÒGE	38.049	65 F.MIOTTO	43.545	7	26 DULLER MOTORSPORT	A	2:03.329	2:03.581 (8)
8	77 P.MATTERSDORFER	41.903	17 F.CARDONE	38.715	77 P.MATTERSDORFER	43.556	8	77 DULLER MOTORSPORT	A	2:03.441	2:03.466 (7)
9	93 P.SERRATORE	42.249	26 S.SCHAFFER	38.744	34 R.KAYA	43.590	9	93 SP RACING	B	2:05.160	2:05.738 (10)
10	55 T.CAMLIDAG	42.496	55 T.CAMLIDAG	38.783	93 P.SERRATORE	43.787	10	34 BF MOTORSPORT	A	2:05.297	2:05.913 (11)
11	17 F.CARDONE	42.737	34 R.KAYA	38.905	81 S.QUERCIOLI	43.912	11	55 AIKOA RACING	A	2:05.443	2:05.575 (9)
12	34 R.KAYA	42.802	81 S.QUERCIOLI	39.106	55 T.CAMLIDAG	44.164	12	81 ABS CORSE	B	2:05.870	2:06.121 (12)
13	81 S.QUERCIOLI	42.852	93 P.SERRATORE	39.124	19 M.CAPPELLA	44.641	13	17 AIKOA RACING	A	2:06.167	2:06.193 (13)
14	24 A.CIOFFI	42.897	19 M.CAPPELLA	39.314	17 F.CARDONE	44.715	14	19 RC MOTORSPORT	A	2:06.957	2:07.251 (14)
15	19 M.CAPPELLA	43.002	24 A.CIOFFI	39.732	24 A.CIOFFI	44.850	15	24 AC RACING	A	2:07.479	2:07.479 (15)
16	7 S.GALBUSERA	44.155	7 S.GALBUSERA	40.819	7 S.GALBUSERA	45.151	16	7 TAC MOTORSPORT	B	2:10.125	2:10.125 (16)
17	66 R.DE LUCA	46.950	66 R.DE LUCA	44.469	66 R.DE LUCA	50.835	17	66 MM MOTORSPORT	A	2:22.254	2:23.820 (17)
18	80 G.IUORIO	51.761	80 G.IUORIO	48.734	80 G.IUORIO	54.015	18	80 ABS CORSE	B	2:34.510	2:35.503 (18)



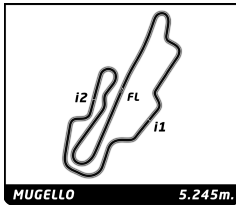
Mugello Racing Weekend

Coppa Italia Turismo

Coppa Italia Turismo Free Practice 1

Best Top Speed

Team	Car	Class	Top Speed Driver	Top 1		Top 2		Top 3		Top 4		Top 5		
				Kph	Lap	Kph	Lap	Kph	Lap	Kph	Lap	Kph	Lap	Avg
81 ABS CORSE	Seat Leon MKII	B	S. QUERCIOLO	252.3	10	249.4	7	249.4	6	249.4	4	248.8	3	249,9
93 SP RACING	AUDI TT	B	P. SERRATORE	242.1	10	242.1	7	242.1	8	241.1	5	240.5	9	241,6
333 DULLER MOTORSPORT	BMW E46 M3 GTR	B	H. DULLER	241.1	7	239.5	11	238.9	6	238.4	12	238.4	5	239,3
5 AIKOA RACING	AUDI RS3 LMS TCR SQ	A	D. ERÒGE	240.0	11	240.0	8	239.5	7	239.5	9	239.5	10	239,7
13 BF MOTORSPORT	AUDI RS3 LMS TCR SQ	A	D. VERROCCHIO	239.5	10	238.4	8	237.9	6	237.9	7	237.9	9	238,3
22 DULLER MOTORSPORT	BMW E46 M3 GTR	B	M. WEEGE	239.5	6	239.5	5	238.4	10	237.9	8	237.4	7	238,5
34 BF MOTORSPORT	AUDI RS3 LMS TCR SQ	A	R. KAYA	238.9	7	238.9	9	238.4	5	238.4	8	237.4	6	238,4
26 DULLER MOTORSPORT	W. GOLF GTI TCR SQ	A	S. SCHAFER	237.9	9	234.8	8	234.8	7	233.8	6	232.8	5	234,8
65 Team Progetto E20	AUDI RS3 LMS TCR DSG	A	F. MIOTTO	234.3	10	231.8	11	230.3	9	230.3	7	229.9	8	231,3
12 TEAM CARS RACING	CUPRA TCR SQ	A	F. FEDE	233.8	5	228.4	3	228.4	6	227.0	4	227.0	7	228,9
19 RC MOTORSPORT	AUDI RS3 LMS TCR DSG	A	M. CAPPELLA	233.3	4	233.3	7	232.3	6	232.3	9	231.8	8	232,6
77 DULLER MOTORSPORT	OPEL ASTRA TCR SQ	A	P. MATTERSDOERFER	232.3	10	231.3	9	230.8	4	230.3	6	230.3	5	231,0
55 AIKOA RACING	AUDI RS3 LMS TCR DSG	A	T. CAMLIDAG	230.8	7	229.9	5	229.9	6	229.4	8	229.4	9	229,9
24 AC RACING	Mini Cooper Jcw	A	A. CIOFFI	230.8	8	230.8	9	229.9	7	215.7	3	213.6	5	224,2
17 AIKOA RACING	AUDI RS3 LMS TCR DSG	A	F. CARDONE	228.9	10	228.9	7	228.4	6	228.4	11	227.9	9	228,5
7 TAC MOTORSPORT	LOTUS ELISE CUP	B	S. GALBUSERA	219.6	5	219.6	4	219.2	6	218.3	7	218.3	10	219,0
80 ABS CORSE	Seat Leon MKII	B	G. IUORIO	214.0	4	213.2	3	131.6	2	90.7	1			162,4
66 MM MOTORSPORT	Honda CIVIC FK2 TCR	A	R. DE LUCA	211.5	4	202.5	6	194.1	7	184.6	5	174.5	2	193,4
11 AIKOA RACING	AUDI RS3 LMS TCR SQ	A												
3 TEAM CAR RACING	CUPRA TCR DSG	A												
69 GrassoRacingTeam	Seat Ibiza RSP	A												
88 AC RACING	Mini Challenge PRO	A												
99 COLVA SRL	Mini Cooper S	A												



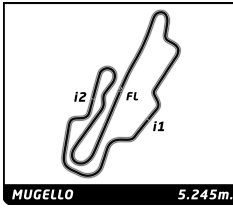
Mugello Racing Weekend

Coppa Italia Turismo

Coppa Italia Turismo Free Practice 1

Fastest Lap Sequence

Elapsed	No Team	Car	Class	Driver	Time	Kph	Lap
4:58.604	81 ABS CORSE	Seat Leon MKII	B	Stefano QUERCIOLI	2:13.393	141.6	2
5:18.800	22 DULLER MOTORSPORT	BMW E46 M3 GTR	B	Markus WEEGE	2:11.370	143.7	2
7:07.463	81 ABS CORSE	Seat Leon MKII	B	Stefano QUERCIOLI	2:08.859	146.5	3
7:23.877	22 DULLER MOTORSPORT	BMW E46 M3 GTR	B	Markus WEEGE	2:05.077	151.0	3
9:24.940	22 DULLER MOTORSPORT	BMW E46 M3 GTR	B	Markus WEEGE	2:01.063	156.0	4
11:25.095	22 DULLER MOTORSPORT	BMW E46 M3 GTR	B	Markus WEEGE	2:00.155	157.1	5
13:24.758	22 DULLER MOTORSPORT	BMW E46 M3 GTR	B	Markus WEEGE	1:59.663	157.8	6
15:23.987	22 DULLER MOTORSPORT	BMW E46 M3 GTR	B	Markus WEEGE	1:59.229	158.4	7



Mugello Racing Weekend

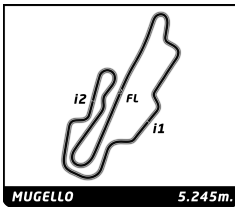
Coppa Italia Turismo

Coppa Italia Turismo Free Practice 1

Sector Analysis

— Invalidated Lap
 ■ Personal Best
 ■ Session Best
 ■ Crossing the pit lane

Lap	Time	Sector 1	Sector 2	Sector 3	T.Sp'd	Elapsed	Lap	Time	Sector 1	Sector 2	Sector 3	T.Sp'd	Elapsed	
5	AIKOA RACING 1.Demir ERÖGE						AUDI RS3 LMS TCR SQ A	11	2:08.793	41.529	37.949	49.315	237.4	26:49.821
	1	3:28.729	1:38.573	53.834	56.322	92.4	3:28.729							
	2	2:37.503	52.425	50.351	54.727	211.5	6:06.232							
	3	3:45.025 B	47.913	44.738	2:12.374	233.8	9:51.257							
	4	2:28.413	58.739	43.817	45.857	101.7	12:19.670							
	5	2:07.813	43.626	40.532	43.655	236.9	14:27.483							
	6	2:06.065	42.191	40.185	43.689	237.9	16:33.548							
	7	2:03.061	41.973	38.205	42.883	239.5	18:36.609							
	8	2:02.117	41.285	38.053	42.779	240.0	20:38.726							
	9	2:03.330	41.878	38.534	42.918	239.5	22:42.056							
	10	2:02.504	41.625	38.144	42.735	239.5	24:44.560							
11	2:03.359	41.507	38.049	43.803	240.0	26:47.919								
7	TAC MOTORSPORT 1.Sergio GALBUSERA						LOTUS ELISE CUP B	17	3:22.792	1:36.474	52.272	54.046	84.3	3:22.792
	1	3:51.713	2:08.616	52.130	50.967	91.1	3:51.713							
	2	2:27.589	48.520	48.681	50.388	206.7	6:19.302							
	3	2:15.206	46.597	42.573	46.036	217.4	8:34.508							
	4	2:12.687	44.997	41.907	45.783	219.6	10:47.195							
	5	2:11.748	44.830	41.540	45.378	219.6	12:58.943							
	6	2:11.817	44.869	41.603	45.345	219.2	15:10.760							
	7	4:27.046 B	44.509	41.766	3:00.771	218.3	19:37.806							
	8	2:41.298	1:05.195	48.066	48.037	92.9	22:19.104							
	9	2:10.125	44.155	40.819	45.151	217.4	24:29.229							
10	3:23.900 B	44.220	46.579	1:53.101	218.3	27:53.129								
12	TEAM CARS RACING 1.Fabrizio FEDE						CUPRA TCR SQ A	19	RC MOTORSPORT	AUDI RS3 LMS TCR DSG				A
	1	6:14.828	4:33.436	50.690	50.702	116.5	6:14.828							
	2	2:13.688	47.929	40.359	45.400	225.1	8:28.516							
	3	2:08.107	43.676	40.390	44.041	228.4	10:36.623							
	4	2:04.213	42.099	37.860	44.254	227.0	12:40.836							
	5	2:03.921	42.005	38.371	43.545	233.8	14:44.757							
	6	2:03.237	42.016	37.728	43.493	228.4	16:47.994							
	7	5:11.311 B	41.882	42.012	3:47.417	227.0	21:59.305							
	8	2:13.044	50.230	38.895	43.919	155.8	24:12.349							
9	2:05.307	42.536	38.952	43.819	226.0	26:17.656								
13	BF MOTORSPORT 1.Daniele VERROCCHIO 2.Roberto VERROCCHIO						AUDI RS3 LMS TCR SQ A	19	DULLER MOTORSPORT 1.Markus WEEGE	BMW E46 M3 GTR B				
	1	3:21.789	1:31.405	56.378	54.006	82.4	3:21.789							
	2	4:22.412 B	47.577	44.070	2:50.765	199.5	7:44.201							
	3	2:20.276	54.254	41.175	44.847	134.1	10:04.477							
	4	2:05.874	43.599	38.566	43.709	236.3	12:10.351							
	5	2:02.496	41.722	37.623	43.151	236.9	14:12.847							
	6	2:01.830	41.442	37.609	42.779	237.9	16:14.677							
	7	2:08.182	43.066	40.439	44.677	237.9	18:22.859							
	8	2:07.837	41.554	41.802	44.481	238.4	20:30.696							
	9	2:02.137	41.273	37.774	43.090	237.9	22:32.833							
10	2:08.195	41.326	42.104	44.765	239.5	24:41.028								
24	AC RACING 1.Alberto CIOFFI						Mini Cooper Jcw A	11	2:06.193	42.737	38.741	44.715	228.4	25:39.730
	1	3:31.750	1:39.357	56.687	55.706	87.0	3:31.750							
	2	2:51.197	56.997	53.249	1:00.951	180.0	6:22.947							
	3	3:40.243 B	48.672			215.7	10:03.190							
	4	2:37.543	1:03.116	44.938	49.489	106.5	12:40.733							
	5	2:45.569 B	50.959			213.6	15:26.302							
	6	2:26.207	56.618	43.306	46.283	99.2	17:52.509							
	7	2:08.550	43.147	40.511	44.892	229.9	20:01.059							
	8	2:10.522	43.189	42.122	45.211	230.8	22:11.581							
9	2:07.479	42.897	39.732	44.850	230.8	24:19.060								



Mugello Racing Weekend

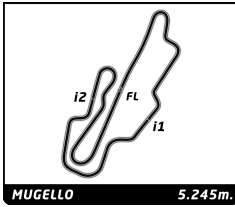
Coppa Italia Turismo

Coppa Italia Turismo Free Practice 1

Sector Analysis

— Invalidated Lap ■ Personal Best ■ Session Best B Crossing the pit lane

Lap	Time	Sector 1	Sector 2	Sector 3	T.Spd	Elapsed	Lap	Time	Sector 1	Sector 2	Sector 3	T.Spd	Elapsed
26 DULLER MOTORSPORT 1.Stefan SCHAFFER W. GOLF GTI TCR SQ A													
1	6:24.110	4:18.315	1:01.503	1:04.292	134.2	6:24.110							
2	2:41.363	56.998	49.349	55.016	151.6	9:05.473							
3	2:16.156	46.302	43.326	46.528	219.6	11:21.629							
4	2:12.395	45.660	41.521	45.214	224.6	13:34.024							
5	2:07.421	42.938	40.359	44.124	232.8	15:41.445							
6	2:06.360	42.371	40.253	43.736	233.8	17:47.805							
7	2:04.790	41.833	39.349	43.608	234.8	19:52.595							
8	2:04.112	41.995	39.016	43.101	234.8	21:56.707							
9	2:03.581	41.484	38.744	43.353	237.9	24:00.288							
10	2:30.587	50.396	48.094	52.097	208.7	26:30.875							
66 MM MOTORSPORT 1.Rino DE LUCA 2.Camillo PICCIN Honda CIVIC FK2 TCR A													
1	3:23.806	1:25.450	56.405	1:01.951	92.3	3:23.806							
2	6:25.088 B	55.680	52.342	4:37.066	174.5	9:48.894							
3	2:42.973	1:04.366	45.976	52.631	101.1	12:31.867							
4	2:28.230	48.812	45.926	53.492	211.5	15:00.097							
5	2:29.440	50.866	45.993	52.581	184.6	17:29.537							
6	2:23.820	48.484	44.469	50.867	202.5	19:53.357							
7	2:28.183	48.780	48.568	50.835	194.1	22:21.540							
77 DULLER MOTORSPORT 1.Philipp MATTERS DORFER OPEL ASTRA TCR SQ A													
1	3:17.151	1:27.985	55.282	53.884	88.7	3:17.151							
2	2:15.277	46.379	42.159	46.739	226.5	5:32.428							
3	2:06.782	43.112	39.925	43.745	229.4	7:39.210							
4	2:04.421	42.116	38.749	43.556	230.8	9:43.631							
5	2:04.585	42.166	38.598	43.821	230.3	11:48.216							
6	2:05.106	42.753	38.556	43.797	230.3	13:53.322							
7	2:04.040	42.181	38.274	43.585	229.9	15:57.362							
8	2:03.839	41.903	38.173	43.763	229.9	18:01.201							
9	2:03.466	41.908	37.982	43.576	231.3	20:04.667							
10	3:24.461 B	42.303	40.907	2:01.251	232.3	23:29.128							
80 ABS CORSE 1.Giuseppe IUORIO Seat Leon MKII B													
1	4:00.700 B	1:23.027	58.341	1:39.332	90.7	4:00.700							
2	2:46.609	1:00.642	51.234	54.733	131.6	6:47.309							
3	2:35.503	52.403	49.085	54.015	213.2	9:22.812							
4	5:27.187 B	51.761	48.734	3:46.692	214.0	14:49.999							
81 ABS CORSE 1.Stefano QUERCIOLO Seat Leon MKII B													
1	2:45.211	1:08.182	46.368	50.661	108.8	2:45.211							
2	2:13.393	46.054	41.869	45.470	243.8	4:58.604							
3	2:08.859	43.923	40.092	44.844	248.8	7:07.463							
4	4:23.620 B	49.530	50.825	2:43.265	249.4	11:31.083							
5	2:30.701	1:03.649	41.745	45.307	110.5	14:01.784							
6	2:07.483	43.618	39.953	43.912	249.4	16:09.267							
7	2:06.121	43.015	39.106	44.000	249.4	18:15.388							
8	2:07.017	42.852	39.687	44.478	244.3	20:22.405							
9	2:21.537	48.682	46.590	46.265	246.5	22:43.942							
10	3:19.378 B	43.474	46.540	1:49.364	252.3	26:03.320							
65 Team Progetto E20 1.Francesco MIOTTO AUDI RS3 LMS TCR DSG A													
1	4:00.787	2:26.998	46.722	47.067	131.6	4:00.787							
2	2:14.725	44.434	42.844	47.447	226.0	6:15.512							
3	2:12.273	44.498	42.895	44.880	229.9	8:27.785							
4	2:04.214	41.943	38.726	43.545	229.4	10:31.999							
5	2:05.487	41.974	38.921	44.592	229.4	12:37.486							
6	2:04.979	42.779	38.352	43.848	229.9	14:42.465							
7	2:07.522	42.071	39.294	46.157	230.3	16:49.987							
8	2:03.859	41.705	38.411	43.743	229.9	18:53.846							
9	2:03.421	41.778	38.026	43.617	230.3	20:57.267							
10	2:06.277	43.060	39.149	44.068	234.3	23:03.544							
11	2:04.310	41.861	38.277	44.172	231.8	25:07.854							
93 SP RACING 1.Pasquale SERRATORE AUDI TT B													
1	3:30.151	1:20.724	1:06.838	1:02.589	94.9	3:30.151							
2	2:51.893	58.003	53.054	1:00.836	160.4	6:22.044							
3	2:32.561	52.344	48.464	51.753	225.1	8:54.605							
4	2:17.839	47.676	43.522	46.641	240.5	11:12.444							
5	2:12.343	44.763	41.919	45.661	241.1	13:24.787							



Mugello Racing Weekend

Coppa Italia Turismo

Coppa Italia Turismo Free Practice 1

Sector Analysis

— Invalidated Lap
 ■ Personal Best
 ■ Session Best
 B Crossing the pit lane

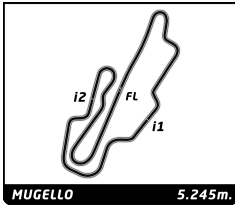
Lap	Time	Sector 1	Sector 2	Sector 3	T.Sp	Elapsed	Lap	Time	Sector 1	Sector 2	Sector 3	T.Sp	Elapsed
6	2:10.348	44.984	40.304	45.060	211.5	15:35.135							
7	2:08.285	43.532	40.198	44.555	242.1	17:43.420							
8	2:06.812	42.249	39.744	44.819	242.1	19:50.232							
9	2:05.738	42.804	39.147	43.787	240.5	21:55.970							
10	2:08.815	44.300	39.124	45.391	242.1	24:04.785							
11	3:28.128 B	56.264	55.718	1:36.146	174.0	27:32.913							

333

DULLER MOTORSPORT BMW E46 M3 GTR

1.Herwig DULLER B

1	3:25.356	1:29.993	58.963	56.400	87.3	3:25.356
2	2:36.563	54.898	50.981	50.684	171.8	6:01.919
3	2:11.641	45.524	40.950	45.167	232.3	8:13.560
4	2:05.435	43.062	38.679	43.694	233.8	10:18.995
5	2:05.536	43.521	38.180	43.835	238.4	12:24.531
6	2:03.567	42.028	38.238	43.301	238.9	14:28.098
7	2:04.615	42.032	39.097	43.486	241.1	16:32.713
8	2:02.891	42.002	37.792	43.097	237.9	18:35.604
9	2:12.834	44.898	42.841	45.095	235.3	20:48.438
10	2:03.516	41.926	38.115	43.475	237.9	22:51.954
11	2:02.527	41.508	37.716	43.303	239.5	24:54.481
12	2:02.163	41.395	37.493	43.275	238.4	26:56.644

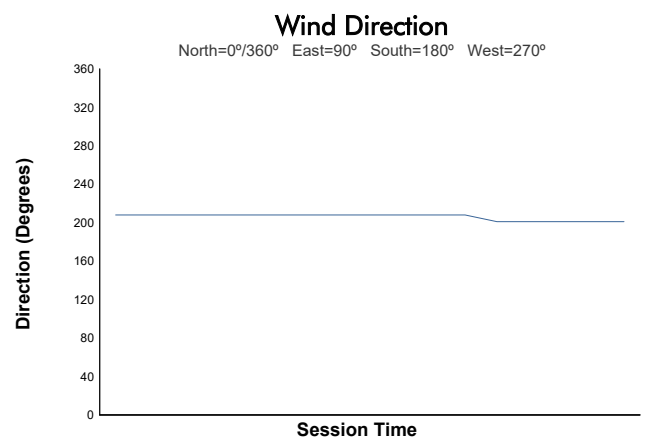
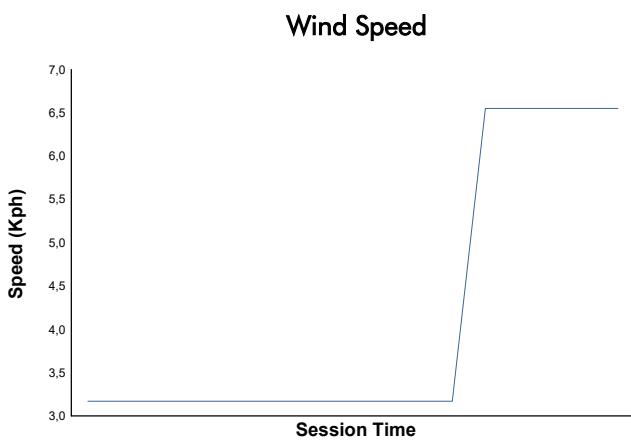
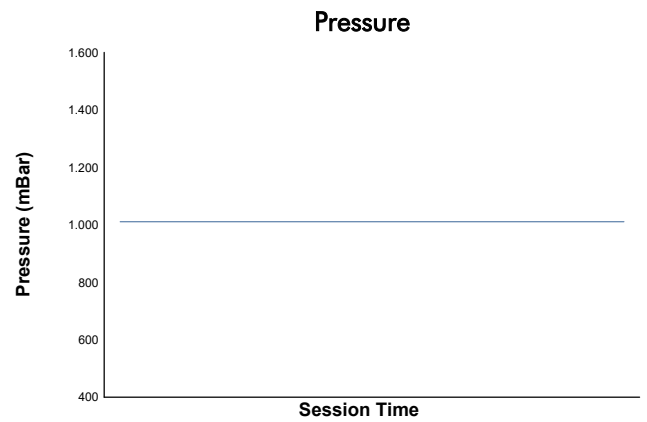
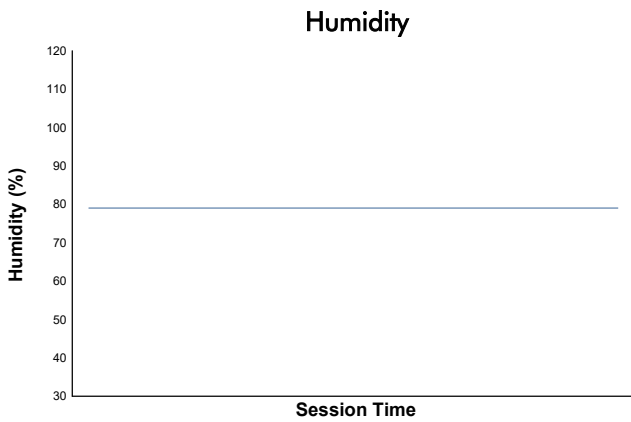
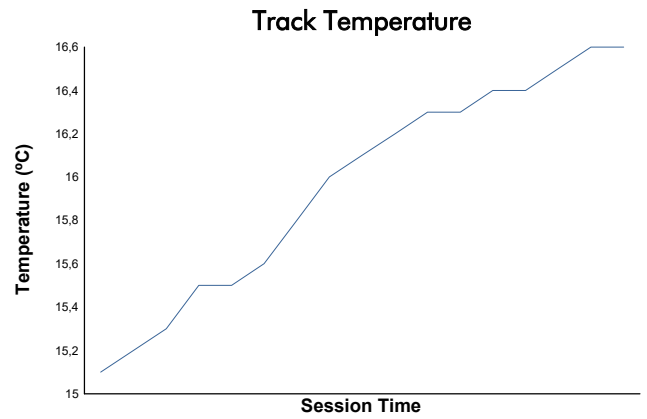
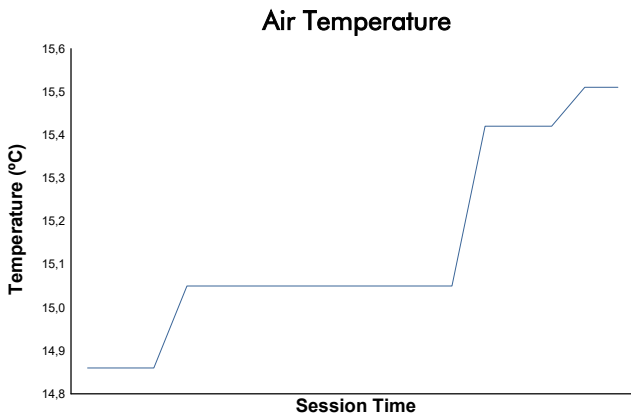


Mugello Racing Weekend

Coppa Italia Turismo

Coppa Italia Turismo Free Practice 1

Weather Report



Track Status: **DRY**